



Q1 Tourism Review

January - March

2021



Kiribati Domestic Market

Maritime (Tarawa & Kiritimati)

17621

maritime pax

4.7% ↓

compared to Q4 2020

Abaiang

most visited island

(2684 pax)

Region	Pax
Gilbert Islands	15909
Line & Phoenix Islands	1712
Total	17621

Table 1: Maritime travel by region- January - March 2021
Source: MICTTD - Marine Division



pax - passengers

Q4 - fourth quarter
(October - December 2020)

Approximately 17621 maritime passengers were recorded in the first quarter of 2021 with Abaiang being the most visited island by boat with 2684 visitors, an increase of 4% over the last quarter of 2020. The least visited island was Arorae with no recorded visitors in this quarter.

A decrease of 4.7% in domestic maritime passengers was experienced for this first quarter compared to Q4 2020

Table 2 and Table 3 show the top islands visited by boat (by region).

Kiribati Domestic Market

Gilbert islands

Island	Pax
Abaiang	2684
Maiana	865
Abemama	567
Marakei	284
Nonouti	266



MICTTD - Ministry of Information, Communication, Transport & Tourism Development

Table 2: Most visited outer islands (by ship & speed boat) - January - March 2021

Source: MICTTD - Marine Division

Line & Phoenix islands

Island	Pax
Kanton	550
Tabuaeran	253
Teraina	110

Note - maritime data is only based on vessels departing Betio and Bairiki ports only. Smaller vessels departing from other locations on South Tarawa are not included."

Table 3: Most visited outer islands (by ship & speed boat) - January - March 2021

Source: MICTTD - Marine Division

Kiribati Domestic Market

Air travel (Bonriki airport only)

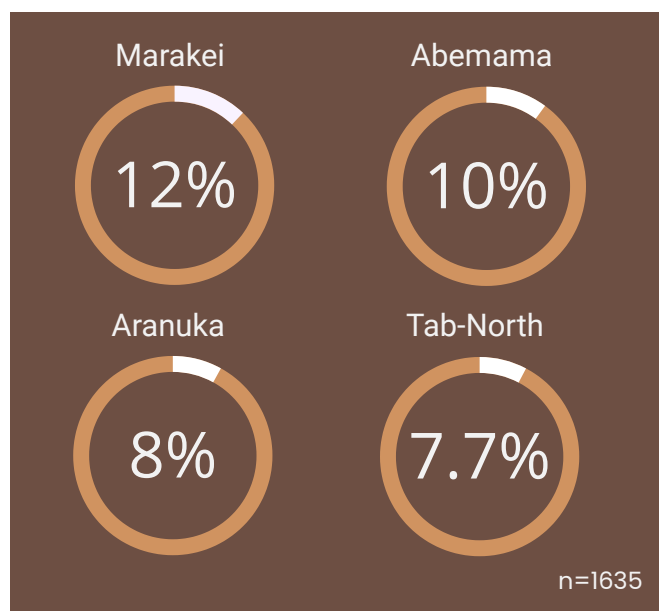
A total number of 1635 passengers travelled between the Gilbert islands. Marakei was the most visited with 208 visitors while the least visited was Onotoa with 52 visitors.

Marakei is amongst the closest islands to Tarawa and takes approximately 20 minutes to fly to while Onotoa is one of the furthest away from Tarawa.

A large drop of 57% passengers has been experienced in this quarter compared to the previous quarter.



Note - air transport data is based only on flights out of Bonriki International Airport. Kiritimati domestic flights were suspended in Q4 2020.



AKL - Air Kiribati Limited

Table 4: Percentage of domestic air travellers by island in Q1 2021
Source: AKL


Supply

224

Directly employed in
tourism



33%




Decrease in number of hotel workers

403

Rooms



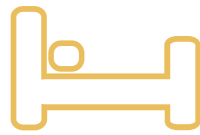
15%




Increase in number of hotel rooms

703

Beds



20%



Increase in number of hotel beds

A total number of 41 accommodations spread across 13 islands are currently operating in Kiribati. 6 have closed down.

403 rooms and 703 beds are available from these 41 accommodations providing employment to 224 staff which is a 33% drop in the number of employees compared to Q4 2020.

Quarantine / Repatriations



MFAI - Ministry of Foreign Affairs & Immigration

MHMS - Ministry of Health & Medical Services



428

Males quarantined



299

Females quarantined

Source: MHMS, MFAI

A total of 727 individuals entered Kiribati borders either on fishing / cargo vessels or on repatriation flights during this period. Amongst these individuals were foreigners who arrived for work purposes.

Disclaimer

This report has been provided for general information only. The Tourism Authority of Kiribati makes no representation to any other person with regard to the completeness or accuracy of the data or information contained herein, and it accepts no responsibility and disclaims all liability (save for liability which cannot be lawfully disclaimed) for loss or damage whatsoever suffered or incurred by any other person resulting from the use of, or reliance upon, the data or information contained herein.

Tourism Authority of Kiribati PO Box 479, Takoronga, Betio. E: info@kiribatitourism.gov.ki P: +68675125998