



Q1 Tourism Review

January - March

2022

7391
maritime pax

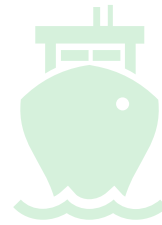
56.3% 
compared to 16,905 in
Q4 2021

Abaiang
top visited island
(1489 pax)

The recorded number of passengers travelling via sea transport for this quarter was **7391**. This shows a large drop in the sea travelling, a decrease of 56%. January of this quarter marked the introduction of COVID-19 into Kiribati which led to many outer islands closing their ports to travellers from South Tarawa.

Abaiang continued to be the most visited island by boat with **1489** pax given its close proximity to the capital of Tarawa.

For the Line and Phoenix islands there were 96 pax travelling within this region with Fanning Island being the only outer island visited.

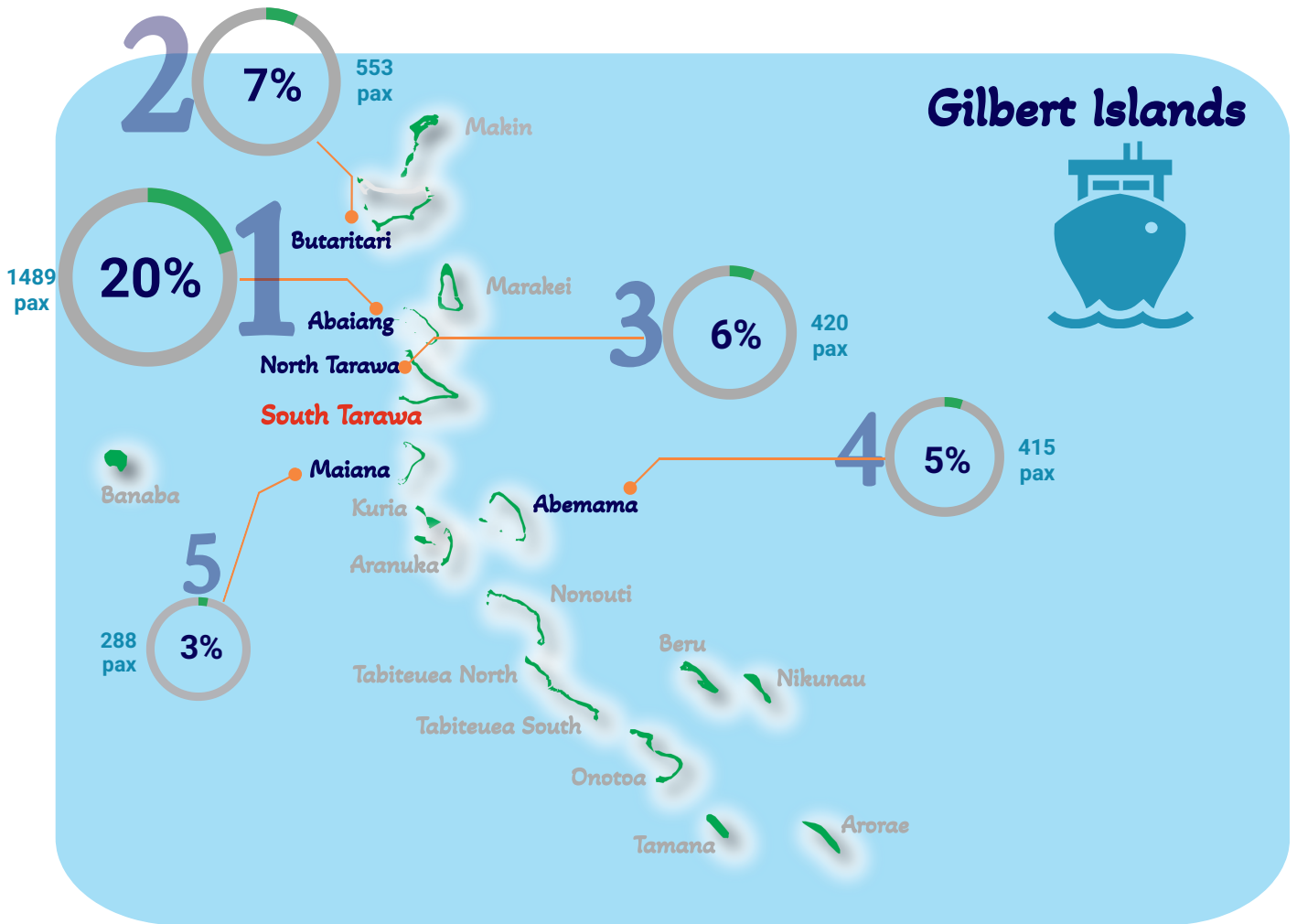


pax - passengers

Q4 - fourth quarter (Oct - Dec 2021)

MICT - Ministry of Information, Communications & Transport

Kiribati Domestic Market Maritime



Gilbert islands

Island	Pax
Abaiang	1489
Butaritari	553
North Tarawa	420
Abemama	415
Maiana	288

Line islands

Island	Pax
Fanning	96

Table 1: Most visited outer islands (by ship & speed boat) in Q1 2022

Source: MICT - Marine Division

Note - maritime data is only based on vessels departing Betio and Bairiki ports only. Smaller vessels departing from other locations on South Tarawa are not included.

Kiribati Domestic Market **Air**

A total of **4,040** air pax was recorded for this quarter with Abemama being the top visited island with **946** pax while the least visited were Arorae and Tamana with **46** pax each.

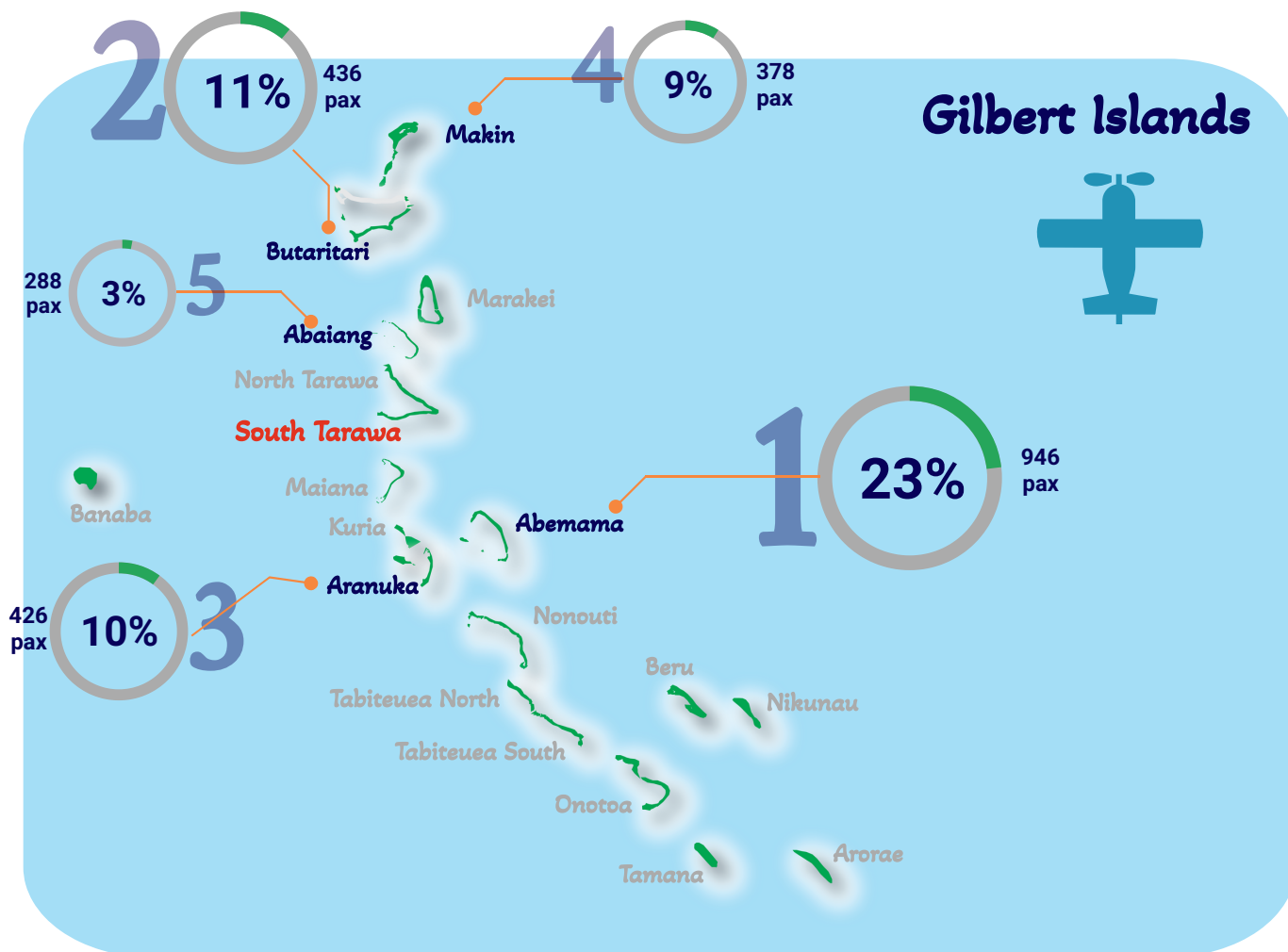
A decrease of **37.6%** in the number of air passengers compared to last quarter's figures as a result of continued aircraft maintenance issues which led to a period where there was only one plane meeting the domestic demand. The departure of the second AKL plane to Australia for further maintenance later in this quarter led to a drop in weekly flights. A further contributing factor to the decrease was the closing of ports by outer islands after the community transmission on COVID-19 on Tarawa in February of this quarter.

4040
air pax

37.6% 
compared to Q4 2021

Note - air transport data is based only on flights out of Bonriki International Airport. Kiritimati domestic flights were suspended in Q4 2020.

Kiribati Domestic Market Air



Gilbert islands

Island	Pax
Abemama	946
Butaritari	436
Aranuka	426
Makin	378
Abaiang	348



AKL - Air Kiribati Limited

Table 2: Most visited islands by air in Q1 2022

Source: AKL

Supply

233

Directly employed in
tourism



9.3% ↓

Decrease in number of hotel workers

512

Rooms

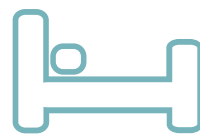


1.5% ↓

Decrease in number of hotel rooms

886

Beds



2.5% ↑

Increase in number of hotel beds

Number of accommodations decreased by one to total 52 properties in Q1 2022. This reduction in properties led to a decrease in staff and rooms however a few properties took the opportunity to increase their bed inventory.

This quarter witnessed an increase in beds of 2.5%; but a decrease in rooms of 1.5% and employees of 9.3% when compared to last quarter's figures.

International Arrivals

Arrival by air with POV

Nationality	Returning Residents	Work	Total
Australia	1	10	11
China		6	6
NZ		2	2
USA		3	3
Kiribati	47		47
Total			69

Table 3: Inbound passengers by air between January - March 2022

Source: MFAI



MFAI - Ministry of Foreign Affairs & Immigration

POV - Purpose of visit

Arrival by sea with POV

Nationality	Work	Total
China	7	7

Table 4: Inbound passengers by sea between January - March 2022

Source: MFAI

As lockdown began in Q1 2022, a total of 28 foreigners entered Kiribati for the purpose of work.

21 arrived by air and 7 arrived by sea.

International Departures

Departure by air

A total of 1122 passengers departed Kiribati for various reasons. 96% of these were Kiribati nationals.

Nationality	Total
Kiribati	1075
Australia	18
UK	1
Japan	2
NZ	1
Other Pacific	22
Other Asian	1
Others	2
Total	1122

Table 5: Outbound air passengers by Nationality between January - March 2022

Source: MFAI

Destination	Total
Australia	182
Fiji	884
Japan	28
NZ	9
PNG	2
Colombia	1
Thailand	2
Turkey	5
Philippines	2
USA	6
Other	1
Total	1122

Table 6: Outbound air passengers by Destination between January - March 2022

Source: MFAI

Purpose of trip	Total
Holiday	10
Work	193
Education	792
VFR	85
Church	1
Transit	9
Visa	1
Returning resident	31
Total	1122

Table 7: Outbound air passengers by Purpose of trip between January - March 2022

Source: MFAI

International Departures

The main purpose of trip for Kiribati residents were for Education (74%); Work (17%) and Transit (8%) to their final destinations. The two main destinations were Fiji (81%) and Australia (15%).

For Fiji, 89% were for Education purposes attending University and 9% transited in Fiji.

For Australia, 90% went for work (mostly seasonal workers) and 8% for studies at Australian Universities.

Departure by sea

Nationality	Total
China	8
Fiji	2
Total	10

Only 10 non-residents departed Kiribati by sea returning home after working in Kiribati.

Table 8: Outbound sea passengers by Nationality between January - March 2022

Source: MFAI

Disclaimer

This report has been provided for general information only. The Tourism Authority of Kiribati makes no representation to any other person with regard to the completeness or accuracy of the data or information contained herein, and it accepts no responsibility and disclaims all liability (save for liability which cannot be lawfully disclaimed) for loss or damage whatsoever suffered or incurred by any other person resulting from the use of, or reliance upon, the data or information contained herein.

Tourism Authority of Kiribati PO Box 479, Takoronga, Betio. E: info@kiribatitourism.gov.ki P: +68675125998