



Q2 Tourism Review

April - June

2022

11508

maritime pax

51.6%



compared to 7391 in
Q1 2022

Abaiang

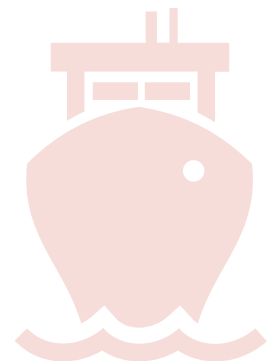
top visited island

(3524 pax)

The recorded number of passengers travelling via sea transport for this quarter was **11508**. This was a huge increase in sea travel of 52%. Many outer islands were beginning to reopen their borders to the domestic market during this quarter which led to the increase.

Abaiang continued to be the most visited island by boat with **3524** pax given its close proximity to the capital of Tarawa.

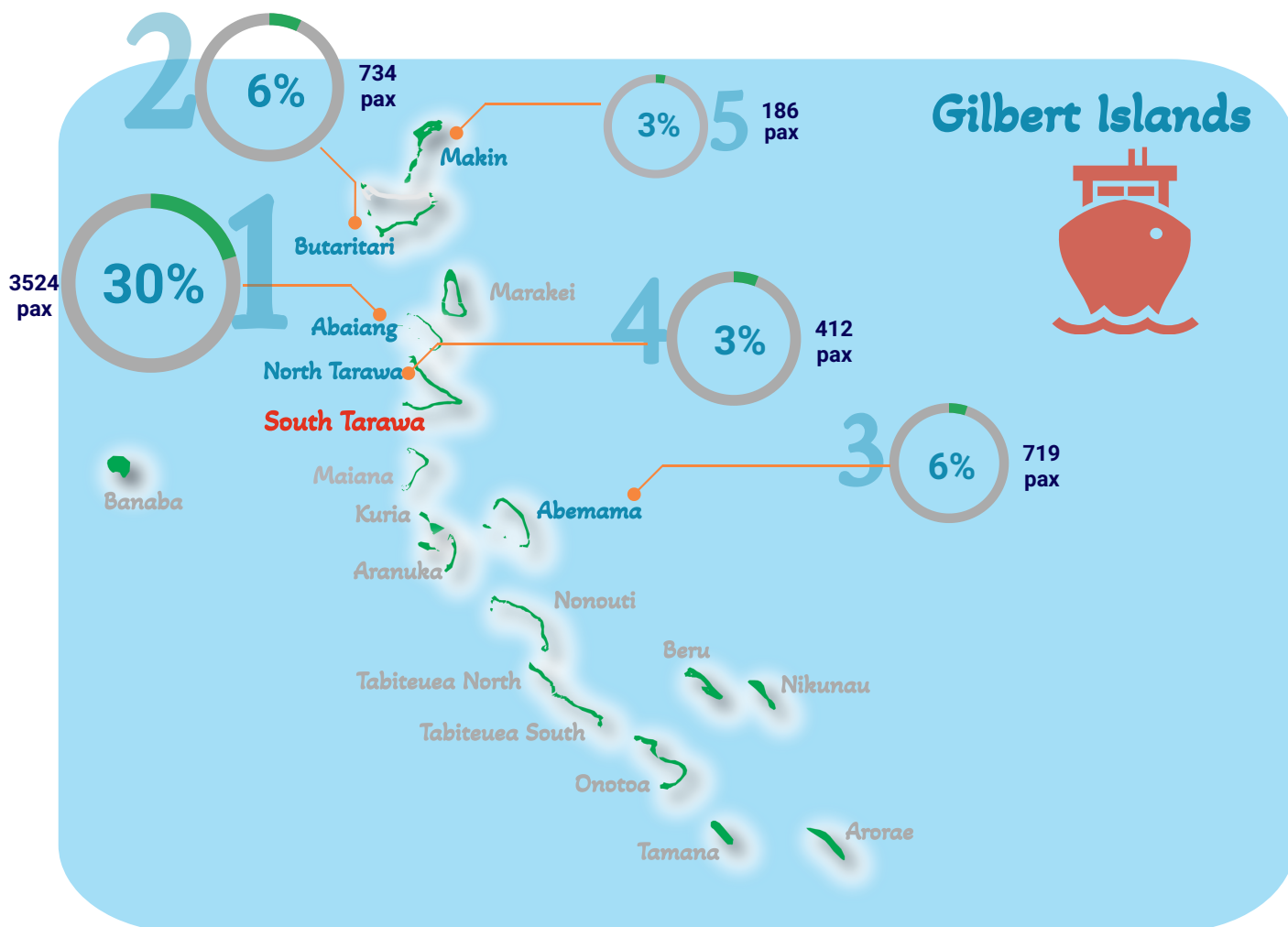
The Line and Phoenix islands recorded a 296% increase from 96 pax in Q1 to 297 pax this quarter. The most visited island in this region was Teraina with 110 pax. Fanning island followed with 67 pax and Kanton had only 20 pax visit them this quarter.



pax - passengers

Q1 - first quarter (Jan - Mar 2022)

MICT - Ministry of Information, Communications & Transport



Gilbert islands

Island	Pax
Abaiang	3524
Butaritari	734
Abemama	719
North Tarawa	412
Makin	186

Line islands

Island	Pax
Teraina	110
Fanning	67
Kanton	20

Table 1: Most visited outer islands (by ship & speed boat) in Q2 2022

Source: MICT - Marine Division

Note - maritime data is only based on vessels departing Betio and Bairiki ports only. Smaller vessels departing from other locations on South Tarawa are not included.

Kiribati Domestic Market **Air**

A total of **3155** air pax was recorded for this quarter with Abemama being the top visited island with **508** pax.

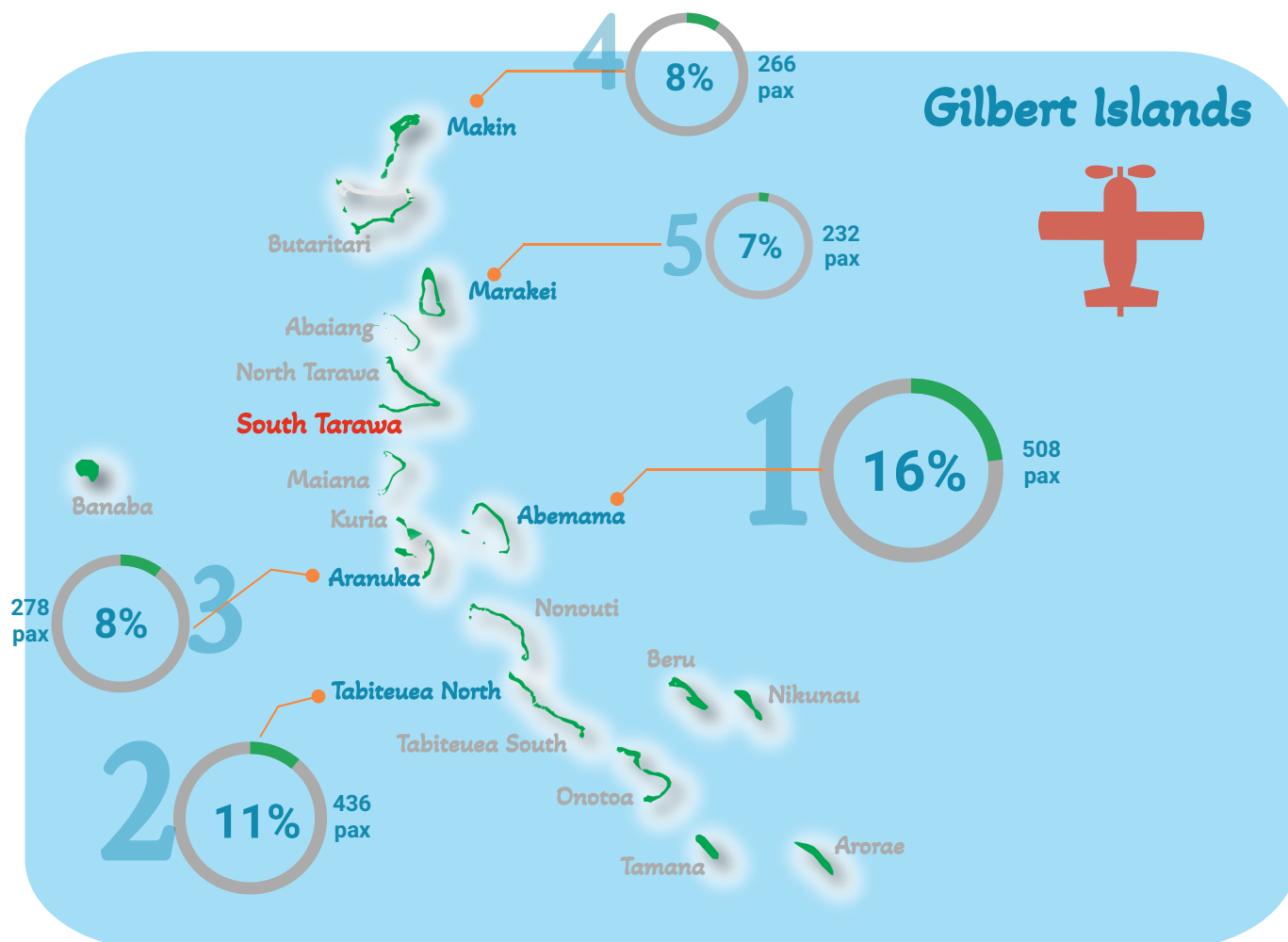
There was a decrease of **21.9%** in the number of air passengers compared to the previous quarter. This was a result of continued aircraft maintenance issues which led to a period where there was only one plane meeting the domestic demand. The departure of the second AKL plane to the Solomon Islands and Australia for a month for further maintenance led to the drop in weekly flights.

3155
air pax

21.9% 
compared to Q1 2022

Note - air transport data is based only on flights out of Bonriki International Airport. Kiritimati domestic flights were suspended in Q4 2020.

Kiribati Domestic Market **Air**



Gilbert islands

Island	Pax
Abemama	508
Tabiteuea North	296
Aranuka	278
Makin	266
Marakei	232



AKL - Air Kiribati Limited


Table 2: Most visited islands by air in Q2 2022

Source: AKL

Supply

234

Directly employed in
tourism



0.4% ↑

Increase in number of hotel workers

529

Rooms



3.3% ↑

Increase in number of hotel rooms

896

Beds



1.1% ↑

Increase in number of hotel beds

Number of accommodations increased by two to total 54 properties in Q2 2022. This increase in properties led to a slight increase in staff and rooms.

Two new properties on Abaiang were registered – *Kiriswiss Homestay* and *Te Runga n Aine Guesthouse*.

This quarter exceeded the previous quarters figures with an increase in beds (1.1%); in rooms (3.3%); as well as employees (0.4%).

International Arrivals

Arrival by air with POV

Nationality	Holiday	Work	VFR	Transit	Total
Australia		21			21
OPC		8		1	9
China	1	7			8
Other		3	3		6
NZ		4	1		5
Japan		5			5
OAC		3			3
UK		2			2
USA	1	1	2		4
OWEC		1			1
Total	2	55	6	1	64

Table 3: Inbound passengers by air between April - June 2022

Source: MFAI



MFAI - Ministry of Foreign Affairs & Immigration

POV - Purpose of visit

OPC - Other Pacific Countries

OAC - Other Asian Countries

OWEC - Other Western European Countries

International Departures

Departure by air

A total of 258 passengers departed Kiribati for various reasons. 86% of these were Kiribati nationals.

Nationality	Total
Kiribati	221
Australia	13
Other Pacific	10
UK	4
NZ	4
Canada	3
USA	2
Cuba	1
Total	258

Table 4: Outbound air passengers by Nationality between April - June 2022

Source: MFAI

Destination	Total
Australia	101
Fiji	46
Japan	36
NZ	14
USA	12
India	11
Switzerland	5
Other Pacific	5
Germany	1
UK	1
Other Asian	6
Other	20
Total	258

Table 5: Outbound air passengers by Destination between April - June 2022

Source: MFAI

Purpose of trip	Total
Work	85
VFR	30
Returning residents	29
Education	28
Medical	25
Sport	21
Transit	15
Holiday	12
Training	5
Conference	4
Other	4
Total	258

Table 6: Outbound air passengers by Purpose of trip between April - June 2022

Source: MFAI

International Departures

The main purpose for outbound travel for Kiribati residents were for Work (33%); VFR (12%) and Education (10%). The two main destinations were Australia (39%) and Fiji (18%).

For Australia, 33% were for work purposes (mostly seasonal workers).

For Fiji, 11% went for Education (tertiary students).

Departure by sea

Nationality	Total
China	1
Total	1

Only 1 non-resident departed Kiribati by sea returning home after working in Kiribati.

Table 7: Outbound sea passengers by Nationality between April - June 2022

Source: MFAI

Disclaimer

This report has been provided for general information only. The Tourism Authority of Kiribati makes no representation to any other person with regard to the completeness or accuracy of the data or information contained herein, and it accepts no responsibility and disclaims all liability (save for liability which cannot be lawfully disclaimed) for loss or damage whatsoever suffered or incurred by any other person resulting from the use of, or reliance upon, the data or information contained herein.

Tourism Authority of Kiribati PO Box 479, Takoronga, Betio. E: info@kiribatitourism.gov.ki P: +68675125998