



Q4 Tourism Review

October – December

2022



12947

maritime pax

12% 

compared to 14773 in
Q3 2022

Abaiang

most visited island
(2501 pax)

The recorded number of passengers travelling via sea transport for this quarter was **12947**. This reflected in a drop in sea travel of 12%. This was slightly due to the brief increase in the price of fuel which impacted fares.

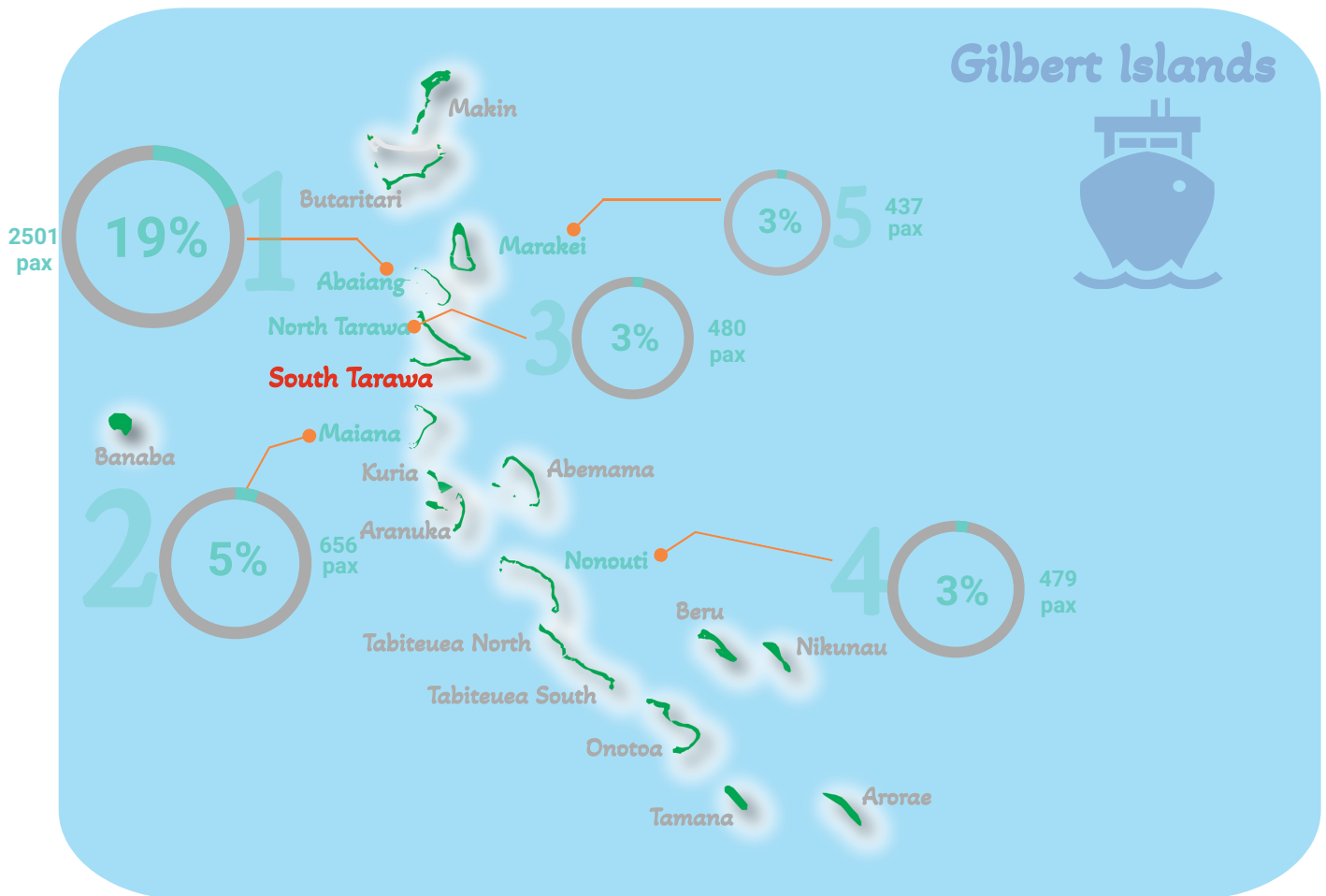
Abaiang continued to be the most visited island by boat with **2501** pax given its close proximity to the capital of Tarawa.



pax - passengers

Q3 - second quarter (July -
September 2022)

MICT - Ministry of Information,
Communications & Transport



Gilbert islands

Source: MICT

Domestic travel by sea

Island	Pax
Abaiang	2501
Maiana	656
North Tarawa	480
Nonouti	479
Marakei	437



Notes;

- Maritime data is based on vessels departing Betio and Bairiki ports only.
- Smaller vessels departing from other locations on South Tarawa are not included.
- Data unavailable for Line and Phoenix islands.

Table 1: Most visited outer islands (by ship & speed boat) in Q4 2022

Kiribati Domestic Market **Air**

A total of **5447** domestic air pax was recorded over this quarter. This added on to the consistent trend of increasing growth of **29.2%** in the number of air passengers compared to the previous quarter. There was a slight decrease of 6.3% in the month of November because one aircraft was grounded, however this did not impact the overall increase in passenger numbers this quarter.

5447

air pax

29% 

compared to Q3 2022

Source: Air Kiribati Limited

Abemama was again the most visited island with **849** passengers while the least visited was Arorae with 67 pax.

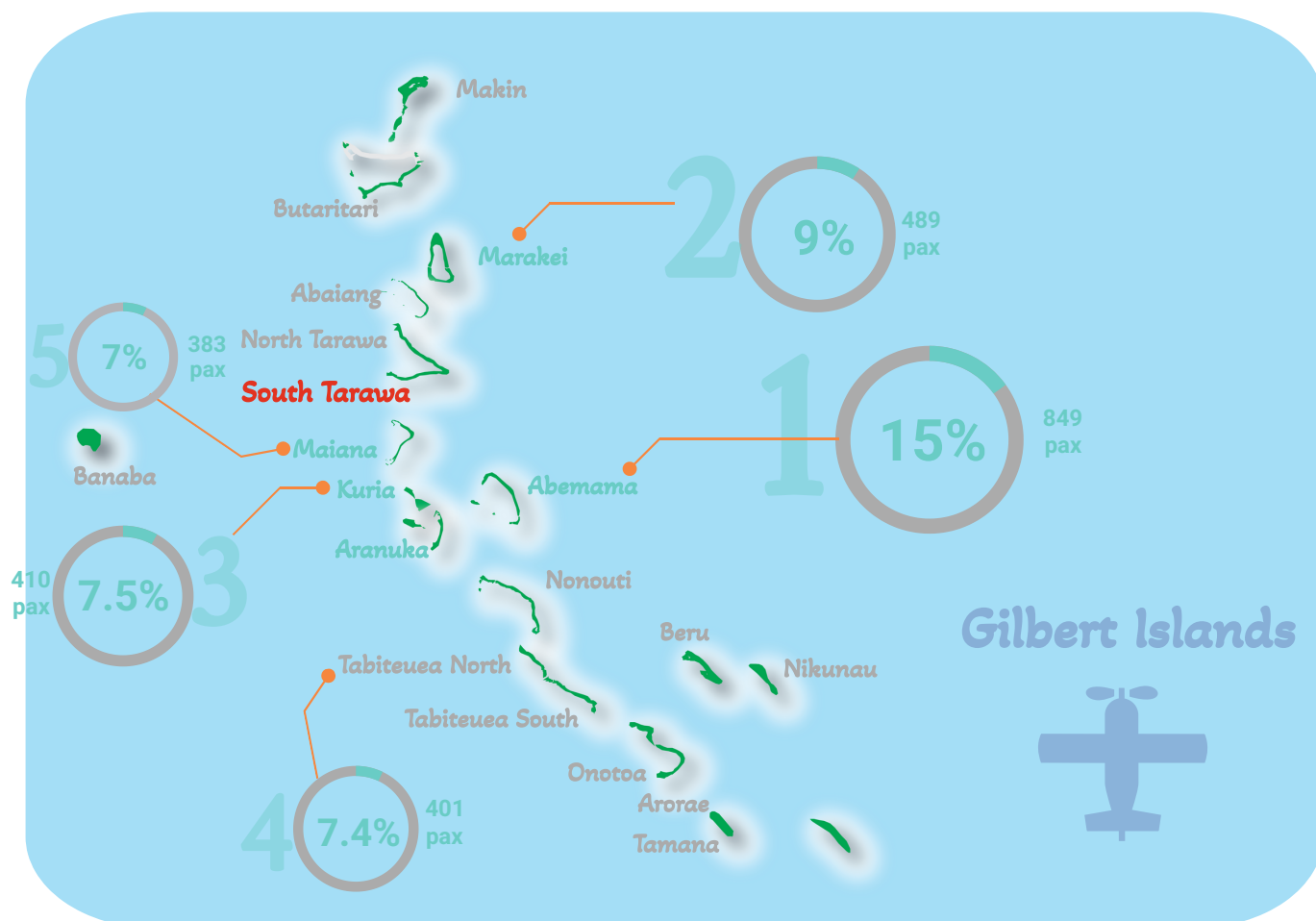


Notes;

Air transport data is based only on flights out of Bonriki International Airport. Kiritimati domestic flights were suspended in Q4 2020.

Kiribati Domestic Market

Air



Gilbert islands

Source: AKL

Domestic travel by air

Island	Pax
Abemama	849
Marakei	489
Kuria	410
Tabiteuea North	401
Maiana	383



AKL - Air Kiribati Limited

Table 2: Most visited islands by air in Q4 2022

Supply

267  100
 167
Directly employed in
tourism

2% 

Increase in number of hotel workers

603 
Rooms

8% 

Increase in number of hotel rooms

942 
Beds

2% 

Increase in number of hotel beds

Number of accommodations increased by **3.4%** to **60** properties in this quarter.

This was a result of 2 new properties on the island of Tamana added to the database this quarter.

International Arrivals

Source: MFAI

Arrival by air with POV

Nationality	Holiday	Work	VFR	Others	Total
Australia	46	184	4	1	235
Fiji	32	110	9	34	185
NZ	78	75	8	6	167
Other Pacific countries	40	24	9	51	124
Nauru	90	6	2	7	105
Other Asian countries	2	59	1	39	101
USA	17	64	1	2	84
Other countries	26	47	2	0	75
China	5	39	1	2	47
Japan	5	31	0	0	36
UK	1	14	0	0	15
TOTAL	342	653	37	142	1174

Table 3: Inbound passengers by air between October - December 2022



MFAI - Ministry of Foreign Affairs & Immigration

POV - Purpose of visit

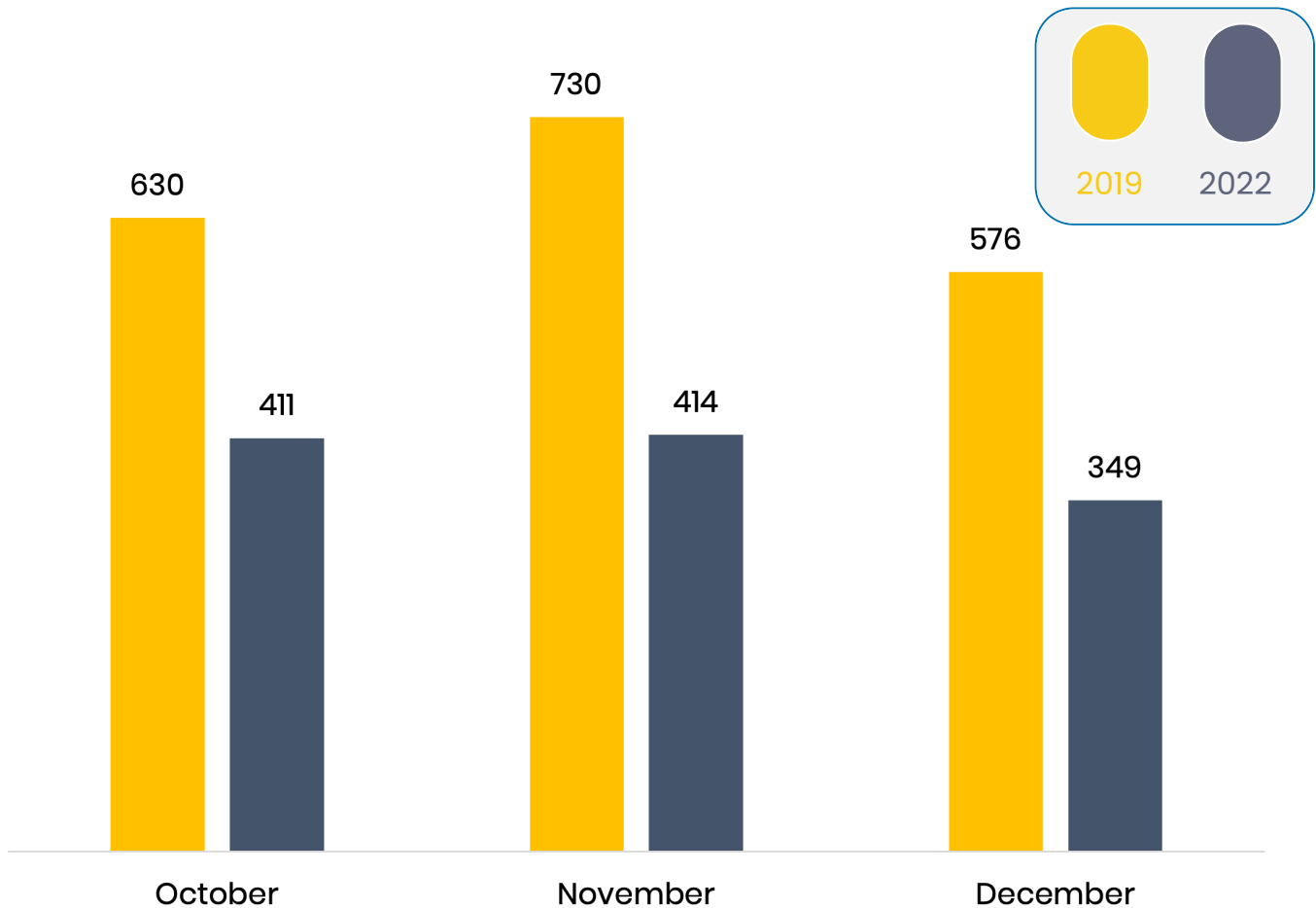
1174 visitors arrived into Kiribati over this quarter. This was a **129%** increase in arrivals compared to the previous quarter which recorded 512 visitors after our international borders reopened on 1 August 2022.

Australians topped the number of arrivals into Kiribati this quarter with a total of 236 visitors of which, 184 (77%) came arrived for work. Fijian nationals were second with 185 visitors.

It must be noted that these figures are only of visitors that stayed less than 1 year.

International Arrivals 2022 V 2019

Comparison with 2019 visitor arrivals



The above graph is a comparison of this quarter's arrivals with pre-pandemic arrivals over the same period (i.e, Q4 2022 vs Q4 2019).


Q4 2022 international visitor arrivals was 39% lower than Q4 2019 arrivals.

In Q4 2019, Tarawa had 1936 visitors.

Notes;

It should be noted that Kiritimati borders are still **closed** therefore the above comparison is only of the Tarawa arrivals.

International Arrivals **YACHTS**



3 yachts visited Kiribati in November bringing a total of 8 crew. There were no passengers recorded from these vessels.

Notes;

Yacht arrival data did not record:

- which outer islands were to be visited;
- the intended date of departure
- nationalities of the crew
- genders of the crew

Only the nationality of the vessel's Master was recorded.

International Departures

Source: MFAI

Departure by air with POV

Nationality	Holiday	Work	VFR	Education	Others	Total
Kiribati	189	987	274	87	312	1849
Pacific islanders	50	105	22	4	305	486
Australia	41	131	9	1	88	270
NZ	8	45	11	0	73	137
Asian countries	6	18	5	0	55	84
USA	13	38	3	0	28	82
European countries	13	26	3	1	16	59
Japan	2	29	2	0	12	45
China	1	17	3	0	14	35
Other countries	5	14	0	0	10	29
UK	4	11	0	0	3	18
India	1	10	0	0	1	12
TOTAL	333	1431	332	93	917	3106

Table 4: Outbound passengers by air between October - December 2022

3106 passengers departed Kiribati over this quarter. This was a **96%** increase in departures compared to the previous quarter which recorded 1584 passengers after our international borders reopened on 1 August 2022.

Kiribati nationals topped the outgoing passenger list with 53% of all locals departing for work. This is due to the large number of seasonal workers travelling to New Zealand and Australia during this quarter.