



Q2 Tourism Review

April - June

2021

Kiribati Domestic Market

Maritime (Gilbert Islands only)

12324

maritime pax

30% ↓

compared to Q1 2021

Abaiang

most visited island
(2626 pax)

The recorded number of marine passengers for this quarter was 12,324.

A decrease of 30% was experienced for this quarter when compared to last quarter. A reason for this was the Covid-19 travel restrictions which included a lockdown of Tarawa in May 2021.

For this quarter, Abaiang was the top most visited island with 2626 while the 6 least visited islands of Kuria, Tab North, Tab South, Nikunau, Tamana and Arorae had zero marine passengers.

For the Line & Phoenix islands, there was no recorded data for this quarter.

Note - maritime data is only based on vessels departing Betio and Bairiki ports only. Smaller vessels departing from other locations on South Tarawa are not included.

Gilbert islands

Island	Pax
Abaiang	2684
Maiana	865
Abemama	567
Marakei	284
Nonouti	266

pax - passengers

Q1 - first quarter (January - March 2021)

MICTTD - Ministry of Information, Communication, Transport & Tourism Development

Table 2: Most visited outer islands (by ship & speed boat) - April - June 2021

Source: MICTTD - Marine Division



Kiribati Domestic Market

Air travel (Bonriki airport only)

The total number of air passengers travelling to outer islands was 2509 with Abemama being the most visited island with 275, while Abaiang was the least visited with 66 passengers.

Given Abaiang is one of the closest islands to Tarawa, it is cheaper to travel to the island on boat therefore less air passengers.

An increase of 53.5% was experienced for this quarter when compared to last quarter's data. Q2 saw less disruptions in domestic flights and an additional aircraft bringing the fleet to two. This extra plane led to more flights to all Gilbert islands.

2509

air pax

53.5%

compared to Q1 2021



Note - air transport data is based only on flights out of Bonriki International Airport. Kiritimati domestic flights were suspended in Q4 2020.

Island	April	May	June	Total	Rank
Abemama	109	74	92	275	1
Tab-north	73	82	86	241	2
Kuria	92	26	102	220	3
Marakei	72	56	86	214	4
Aranuka	67	43	72	182	5

Table 4: Top 5 visited islands by air in Q2 2021
Source: AKL



AKL - Air Kiribati Limited

kiribati
for travellers


Supply

229

Directly employed in
tourism



2%




Increase in number of hotel workers

428

Rooms



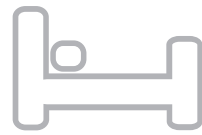
6%




Increase in number of hotel rooms

744

Beds



6%



Increase in number of hotel beds

A total number of 45 accommodations spread across 15 islands are currently operating in Kiribati. 6 have closed down.

428 rooms and 744 beds are available from these 45 accommodations providing employment to 229 staff which is a 2% increase in the number of employees compared to Q1 2021. This increase is a result of a new accommodation on Marakei and the inclusion of Arorae in our database.

Quarantine / Repatriations

Air repatriations

Nationality	Female	Male	Total
I-Kiribati	51	253	304
Australian	0	2	2
British	1	0	1
Japanese	1	0	1
New Zealander	0	1	1
Portugese	0	1	1
Total	53	257	310

Marine repatriations

Nationality	Female	Male	Total
I-Kiribati	0	38	38
Chinese	0	5	5
Other foreigners	0	1	1
Total	0	44	44



MFAI - Ministry of Foreign Affairs & Immigration

MHMS - Ministry of Health & Medical Services

Source: MHMS, MFAI

A total of 354 individuals entered Kiribati borders either on fishing / cargo vessels or on repatriation flights between April-June 2021. Amongst these individuals were foreigners who arrived for work purposes.

Disclaimer

This report has been provided for general information only. The Tourism Authority of Kiribati makes no representation to any other person with regard to the completeness or accuracy of the data or information contained herein, and it accepts no responsibility and disclaims all liability (save for liability which cannot be lawfully disclaimed) for loss or damage whatsoever suffered or incurred by any other person resulting from the use of, or reliance upon, the data or information contained herein.

Tourism Authority of Kiribati PO Box 479, Takoronga, Betio. E: info@kiribatitourism.gov.ki P: +68675125998